



SCDOT & MPO/COG Planning Partnership

- **Rebuilding our Roads**
- **Performance Management**
- **Safety Targets**

#1

**Fatality Rate
in the
Nation**



**Structurally Deficient
Bridges in our inventory**



Current Dashboard of our Transportation System

Good first steps: 2013 & 2016 Funding

In 2013 the General Assembly provided:

- ❑ \$50M annual General Fund transfer through DOT to the SIB,
- ❑ Moved ½ of 80% of the Vehicle Sales Tax to DOT (≈\$65M) for paving; and
- ❑ Provided \$50M in one-time funds for Bridges.

In 2016 the General Assembly:

- ❑ Moved the remaining ½ of 80% of the Vehicle Sales Tax to DOT (≈\$65M),
- ❑ Moved several DMV Fees & Fines to DOT (≈\$84M); and
- ❑ A planned annual General Fund appropriation of ≈\$65M for resurfacing.

\$115M General Funds Annually + \$214M in Restricted Funds Annually



Priorities targeted with 2013 & 2016 Funding



- ✓ *Jump Started the Interstate Widening Program.*



- ✓ *Began to increase the Resurfacing Program.*



- ✓ *Launched a significant Bridge Program to eliminate all Load-Restricted bridges and structurally deficient bridges on our Interstates and major primary routes.*



2017 Legislative Session

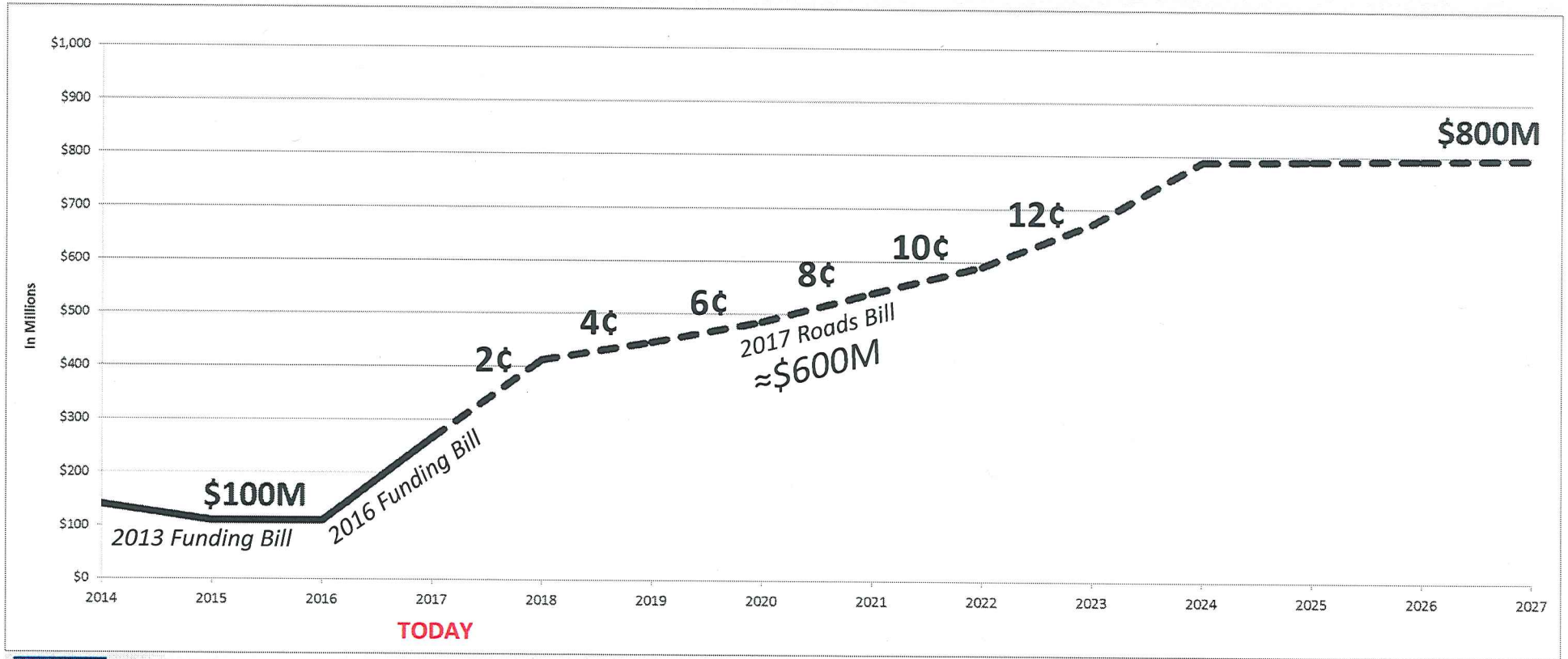


Funding Menu of Options

Updated March 2017

		\$800M Additional Investment	≈\$1 B Additional Investment	
Priorities	Additional Annual Investment	TAMP Targets	Additional Annual Investment	TAMP Targets
Make our Roads Safer	\$50	Target our deadliest roads in rural communities. Nearly 30% of our rural fatalities & serious injuries are occurring on just over 5% of our network.	\$50	Target our deadliest roads in rural communities. Nearly 30% of our rural fatalities & serious injuries are occurring on just over 5% of our network.
Improve Pavement Conditions	\$400	Primaries to 58% GOOD Interstates to 95% GOOD FA Secondaries to 55% GOOD NFA Secondaries to 50% GOOD Target \$50M to complement Safety Program	\$500	All Pavements have been brought up to a state of good-repair.
Increase Mobility along Freight Network	\$200	Additional investments for interstate widenings and launch a non-interstate freight mobility program.	\$250	Additional investments for interstate widenings and launch a non-interstate freight mobility program.
Deliver Better Routine Maintenance	\$60	Achieve a "C" Grade on our day-to-day maintenance operations.	\$117	Achieve a "B" Grade on our day-to-day maintenance operations.
Continue to Invest in Bridges	\$46	Continue our journey to improve our substandard bridges. Initiate plans to replace our mega bridges along our critical routes.	\$46	Continue our journey to improve our substandard bridges. Initiate plans to replace our mega bridges along our critical routes.
Enhance Mass Transit Services	\$38	Increase drawdown of available federal funds. Increase efficiency in bus operations. Enable access to transportation for workers.	\$38	Increase drawdown of available federal funds. Increase efficiency in bus operations. Enable access to transportation for workers.
\$794M			\$1 Billion	

Net Impact of 2013, 2016 and 2017 Funding Bills for DOT



Good first steps: 2013 & 2016 Funding

2017 Roads Bill Changes

In 2013 the General Assembly provided:

- ~~❑ \$50M annual General Fund transfer through DOT to the SIB,~~
- ❑ Moved ½ of 80% of the Vehicle Sales Tax to DOT (≈\$65M) for paving; and
- ~~❑ Provided \$50M in one-time funds for Bridges.~~

In 2016 the General Assembly:

- ❑ Moved the remaining ½ of 80% of the Vehicle Sales Tax to DOT (≈\$65M),
- ❑ Moved several DMV Fees & Fines to DOT (≈\$84M); and
- ~~❑ A planned annual General Fund appropriation of ≈\$65M for resurfacing.~~

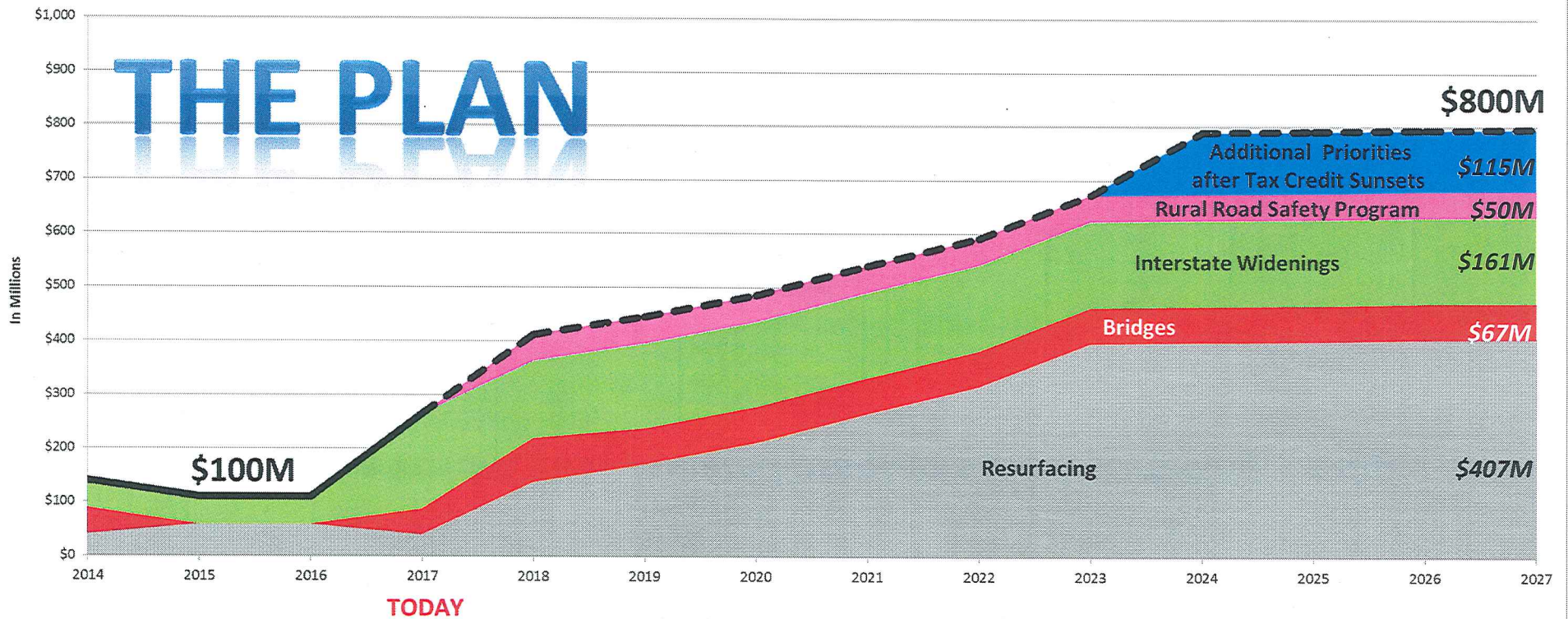
~~\$115M General Funds Annually + \$214M in Restricted Funds Annually~~

Priorities targeted with Roads Bill Funding

- ✓ *Continue the 2013 & 2016 initiated programs for resurfacing, bridges and interstate widenings.*
- ✓ *Launch a Rural Road Safety Program.*
- ✓ *Increase Resurfacing Program to achieve moderate targets.*

All-In

THE PLAN



A blue-tinted photograph of a residential street. In the foreground, a white sign on a post reads "ROAD CONSTRUCTION TRAFFIC MAINTAINED". The street is lined with houses and trees. The overall scene is dimly lit, suggesting dusk or dawn.

What are we getting for the investment?

Rural Roads

1000 MILES

Safety Features Upgraded

Progress made to reverse the 30 years of neglect



465
New
Bridges

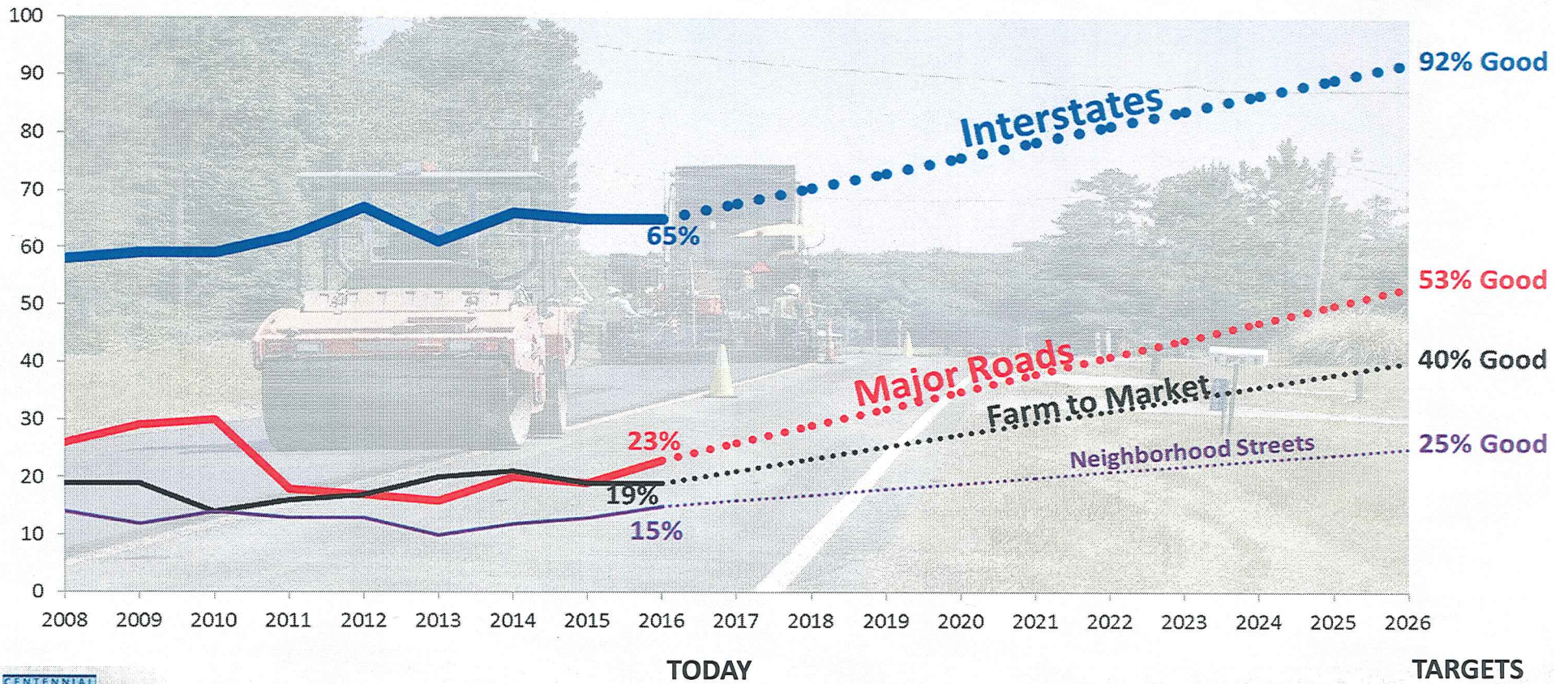


140 Miles
of our
Interstates
Improved



10-year Outlook: What to Expect

Resurfacing Investment: Pavement conditions will improve



TODAY

TARGETS



10-year Outlook: What to Expect

Doubled Resurfacing

● **465**

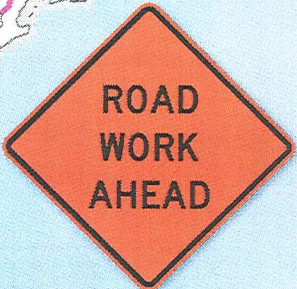
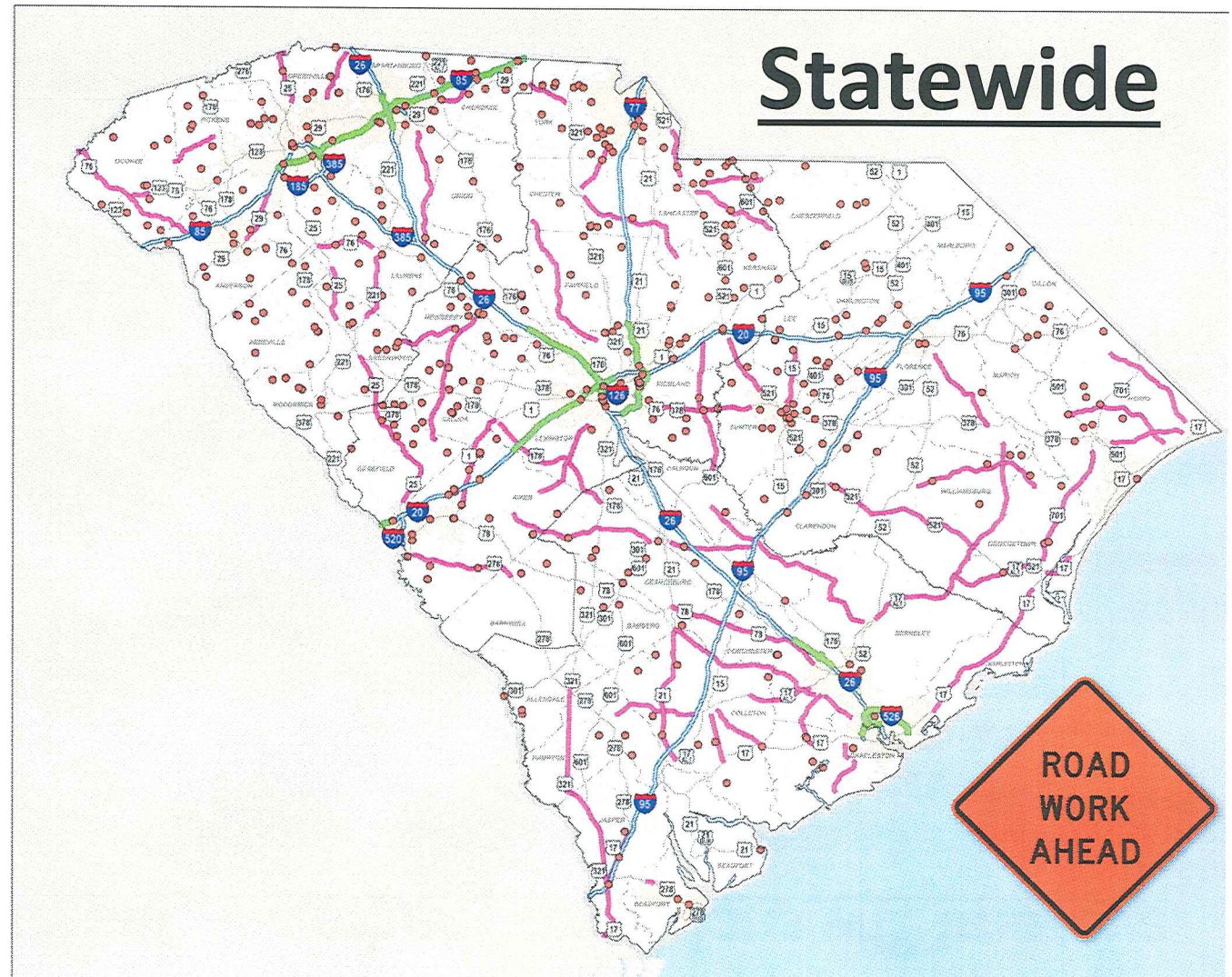
Bridges Replaced

— **140** Miles

of Interstates Improved

— **1000** Miles

of Safety Features Added
to Rural Roads



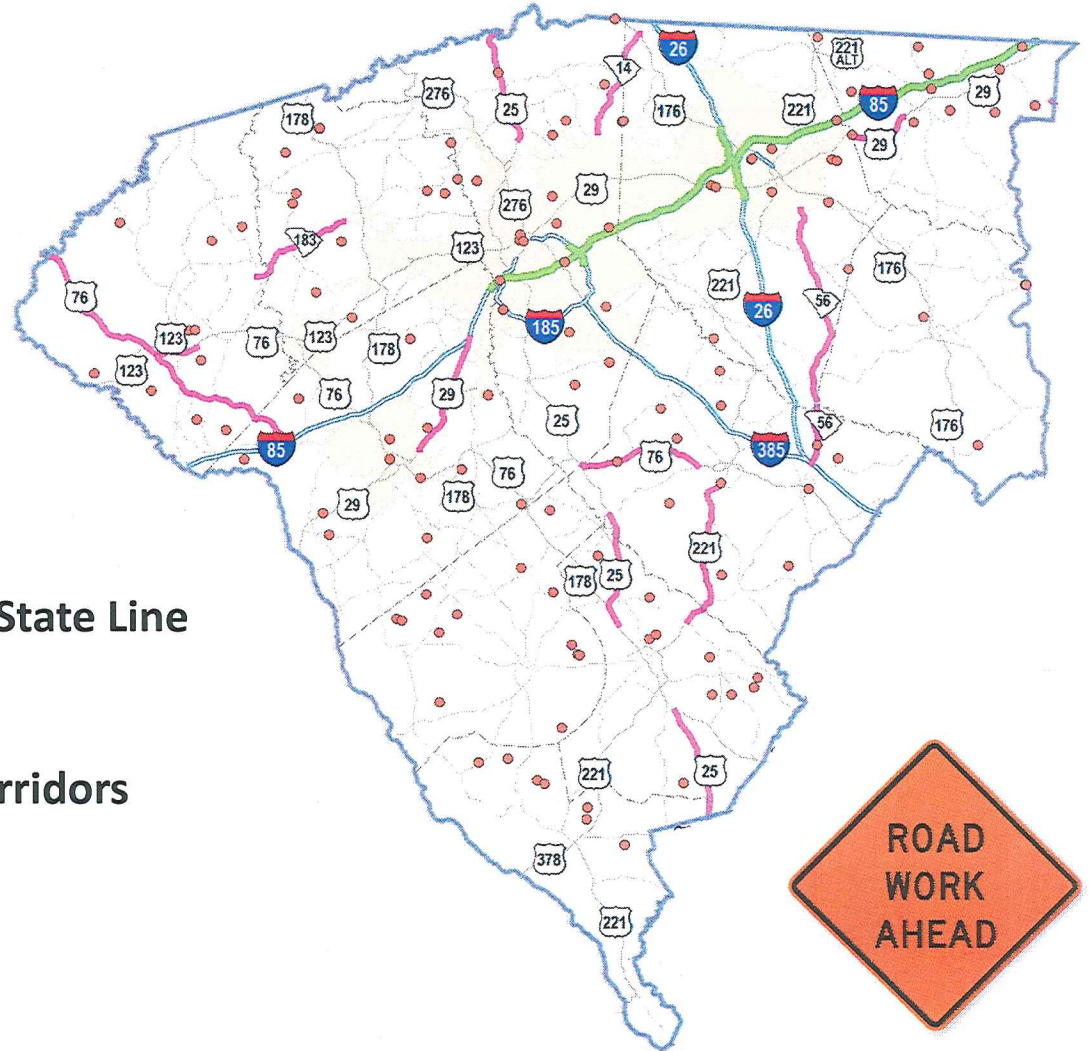
Upstate

Doubled Resurfacing

132 Bridges Replaced

I-85 Widened from Greenville to NC State Line

Safety Features added to **12** Deadly Corridors



Midlands

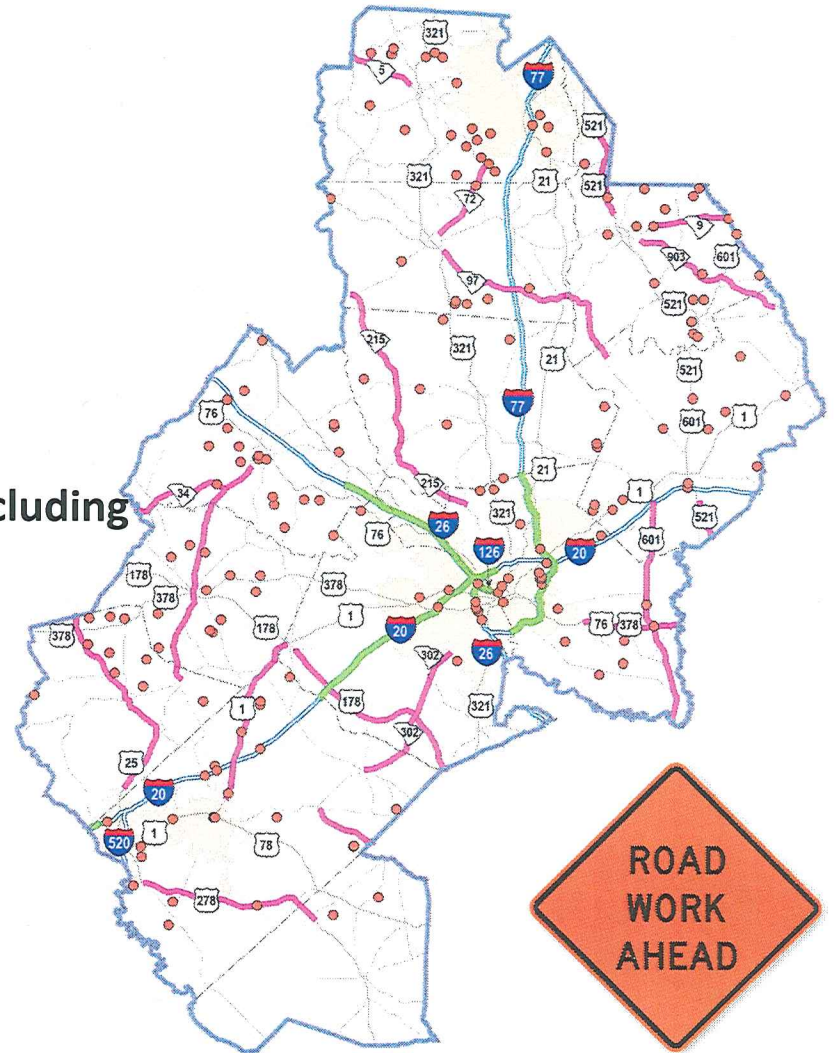
Doubled Resurfacing

181 Bridges Replaced

Interstate System around Columbia, including
Malfunction Junction improved.

I-20 at the Georgia Line widened.

Safety Features added to **18** Deadly Corridors

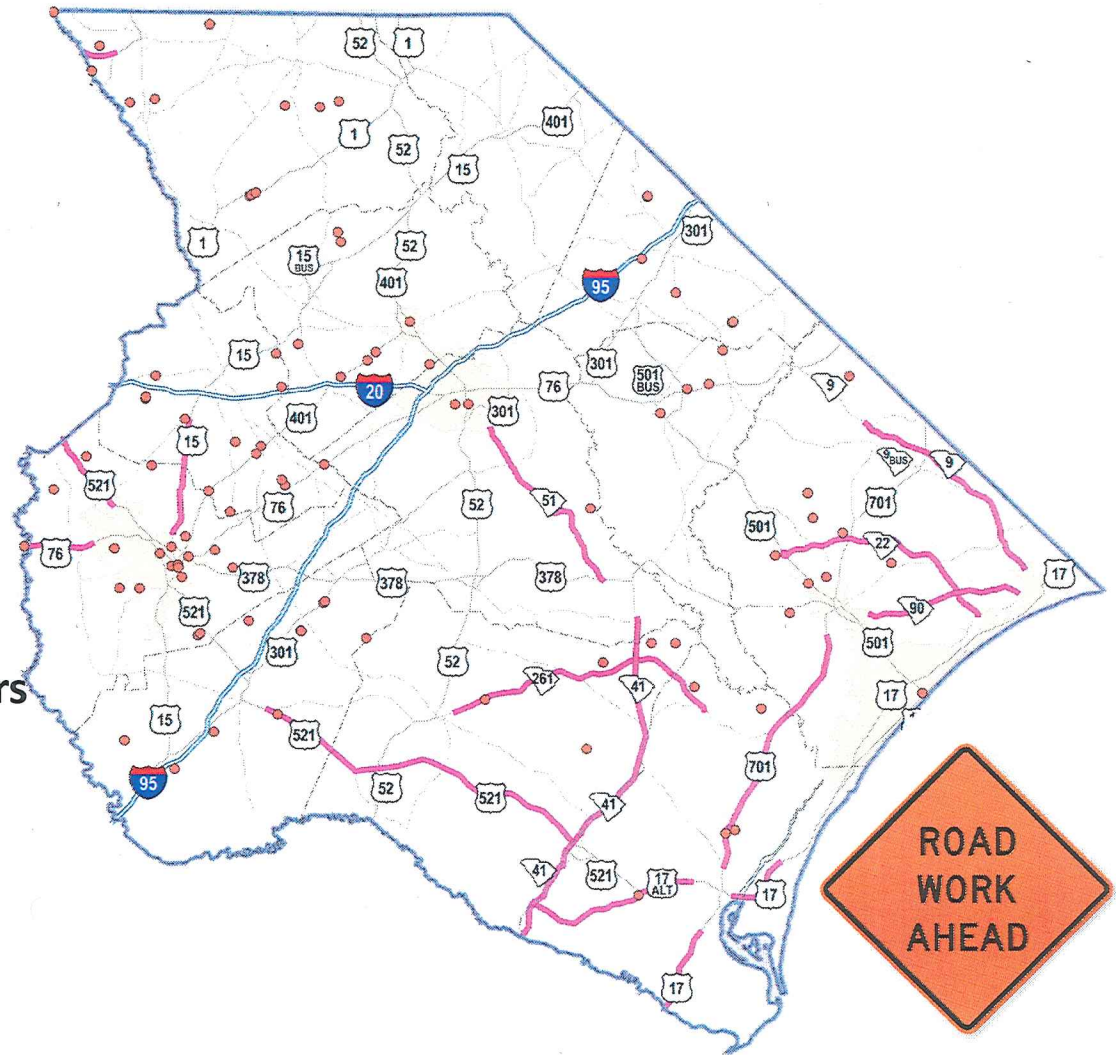


PeeDee

Doubled Resurfacing

98 Bridges Replaced

Safety Features added to **15** Deadly Corridors



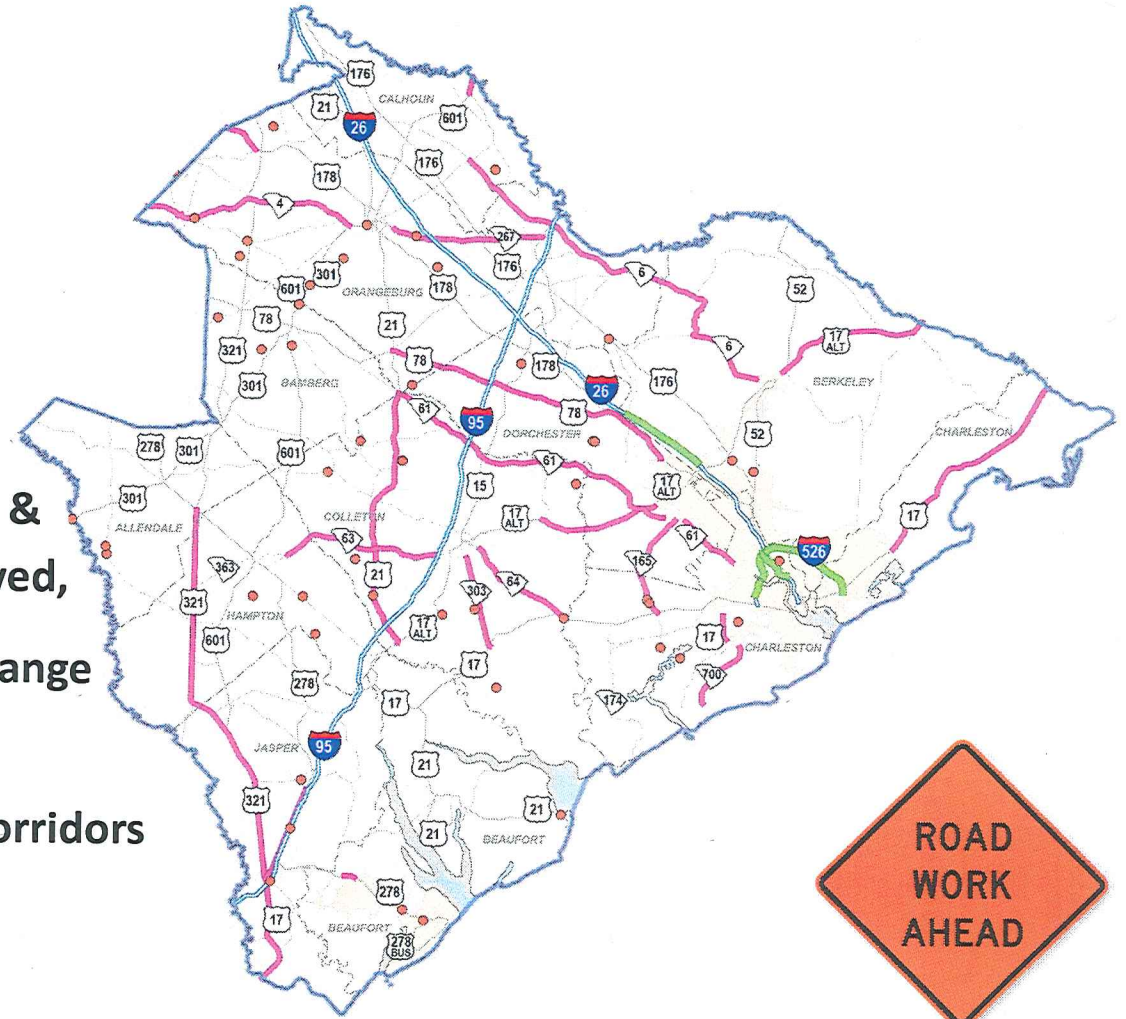
Lowcountry


Doubled Resurfacing

54 Bridges Replaced

Interstate System around & leading into the Charleston area improved, including the **I-526/I-26** interchange

Safety Features added to **18** Deadly Corridors





Where the MPOs, COGs and CTCs fit into the overall Statewide Goals

Questions ?

